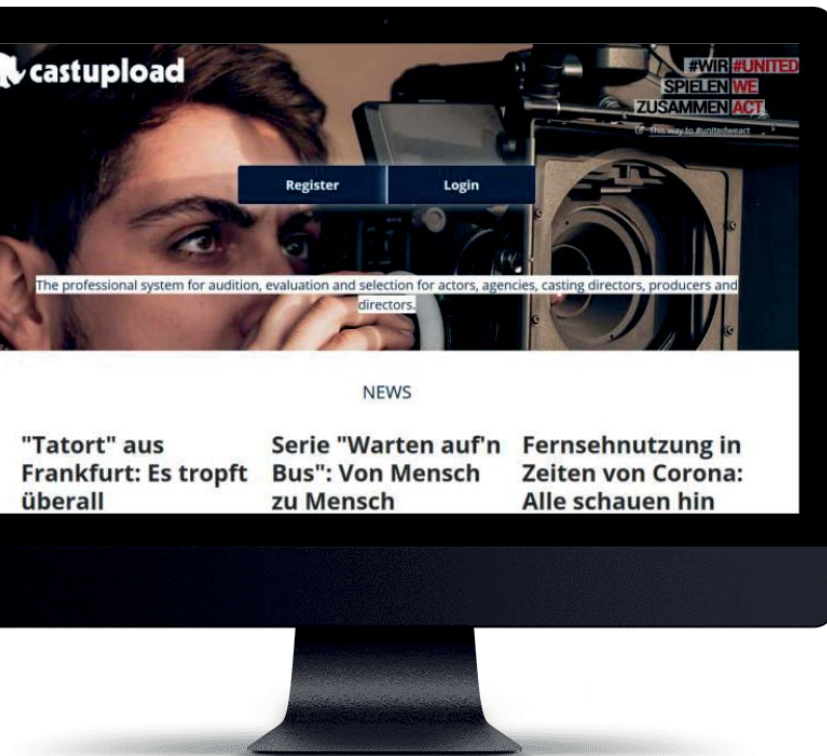


STEP 1: REGISTER AT CASTUPLOAD

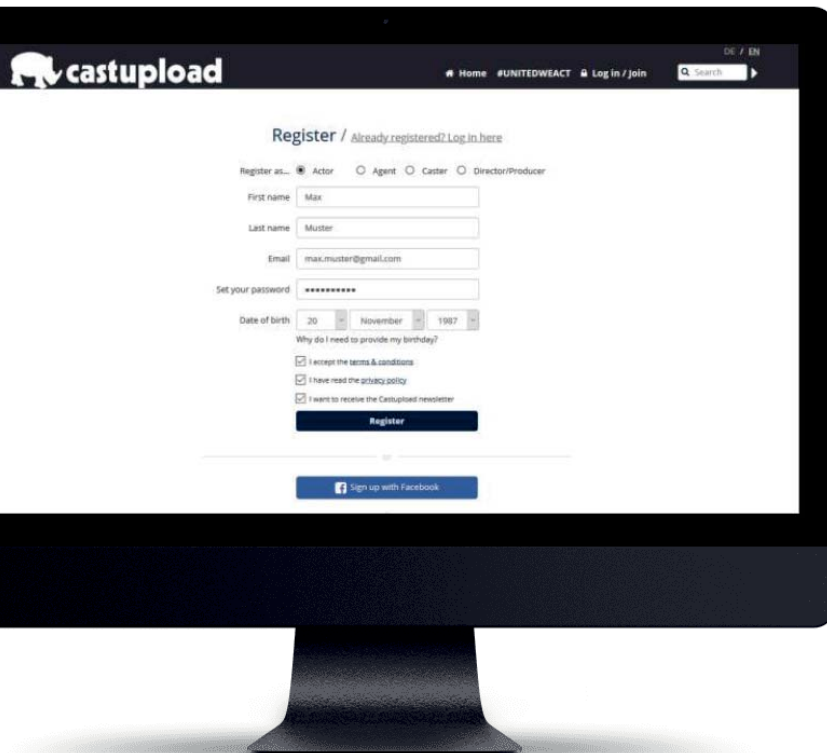


- go to www.castupload.com
- if you have an account "log-in"
- if you are new to Castupload "register"

About Castupload:

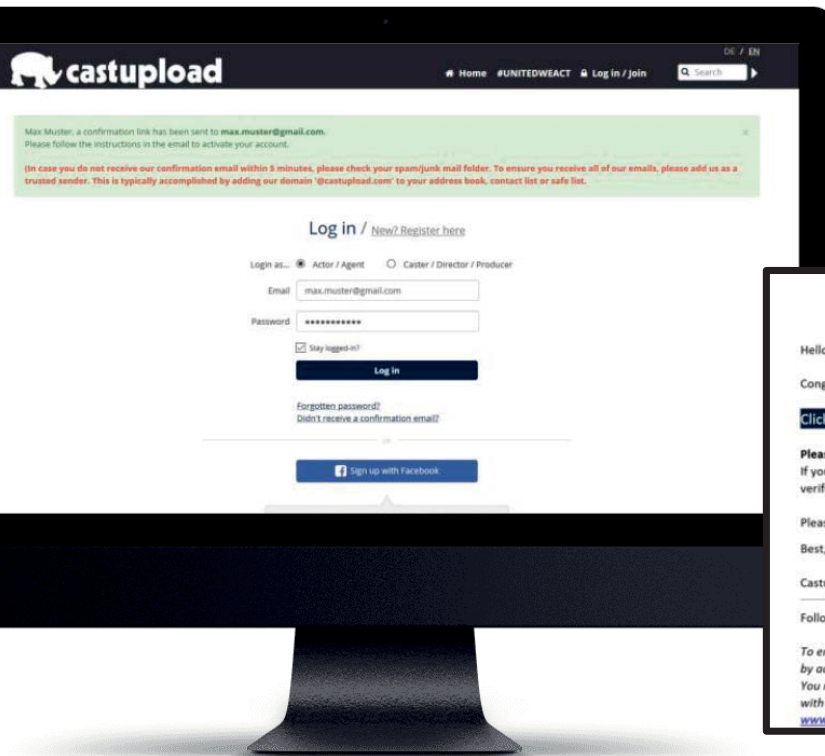
Castupload is free for professional actors. It is used by leading German and European Casting Directors. You can connect to your agency and manage your profile yourself. Try it out.

STEP 2: ENTER YOUR PERSONAL INFORMATION

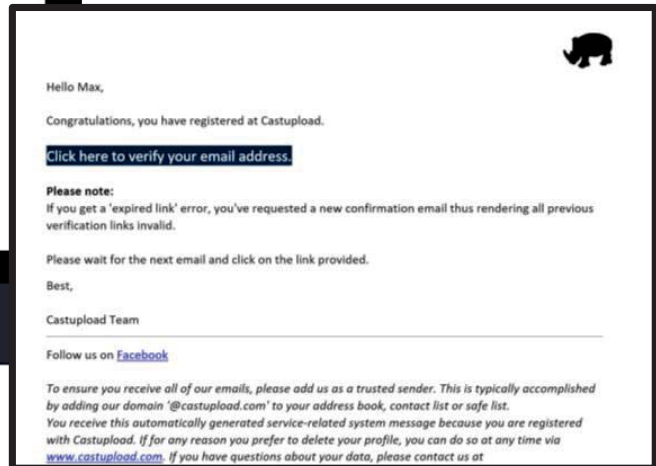


- select "Register as Actor"
- enter Name and Email-Address
- set a Password
- enter your date of birth
- click on "Register"

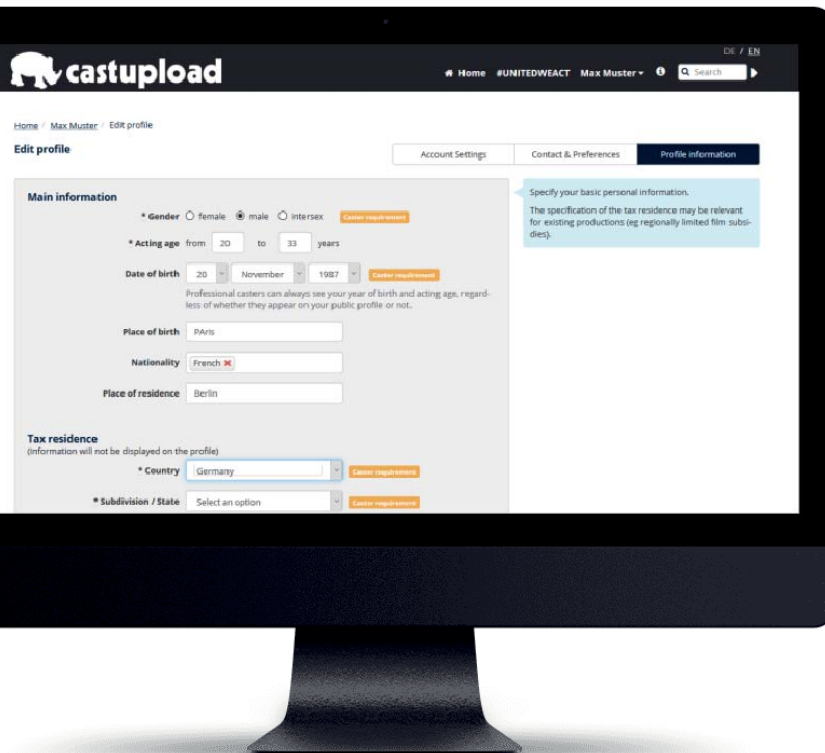
STEP 3: VERIFY YOUR EMAIL-ADDRESS



- check your emails for a message from Castupload (also check spam)
- click link in email to verify your email address
- sign in to Castupload using your email and password



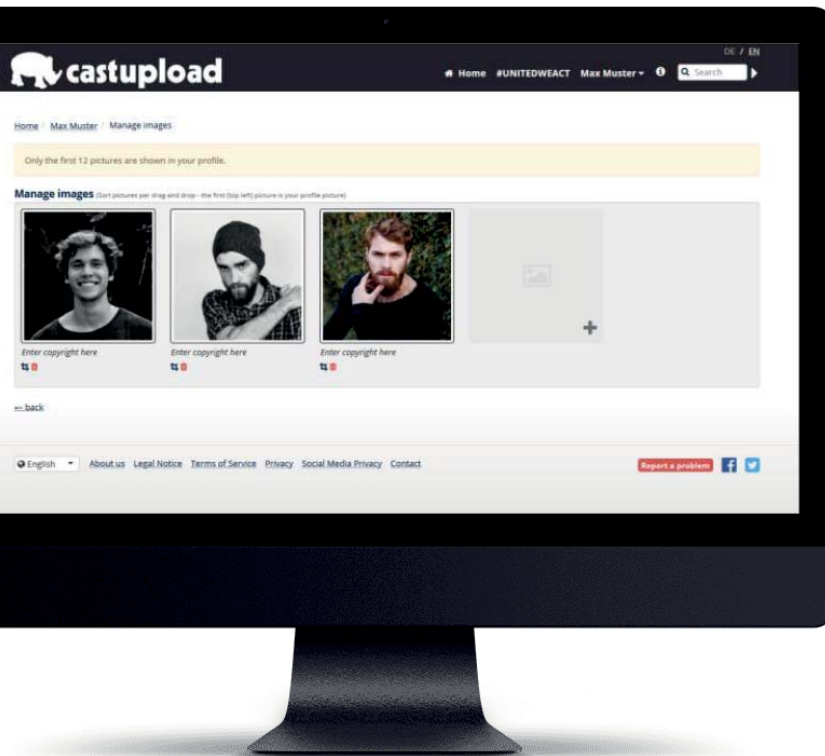
STEP 4: FILL IN YOUR PROFILE INFORMATION



About your profile:

Many Castings start with a preselection based on certain role criteria. If you know something (like a special dance or a special dialect) but do not enter this it might be that a role that you would perfectly fit for is staffed without considering you. Hence – any information is relevant.

STEP 5: UPLOAD IMAGES AND SHOWREEL

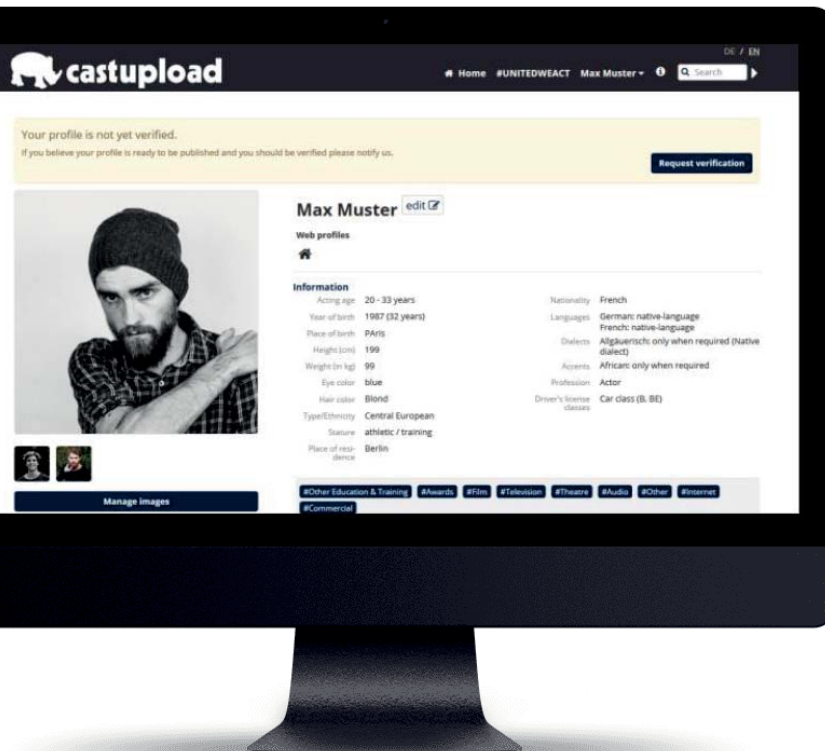


- go to manage images
- make sure to upload recent professional headshots
- do not forget to name the photographer i.e. enter the proper copyright

If you have the time you should also:

- go to manage showreels
- upload recent performances of yourself in single scenes – if you have no experience records a short about-me and upload it
- you can always set your profile and your videos to visible only to Casting Directors

STEP 6: HAVE CASTUPLOAD VERIFY YOUR PROFILE

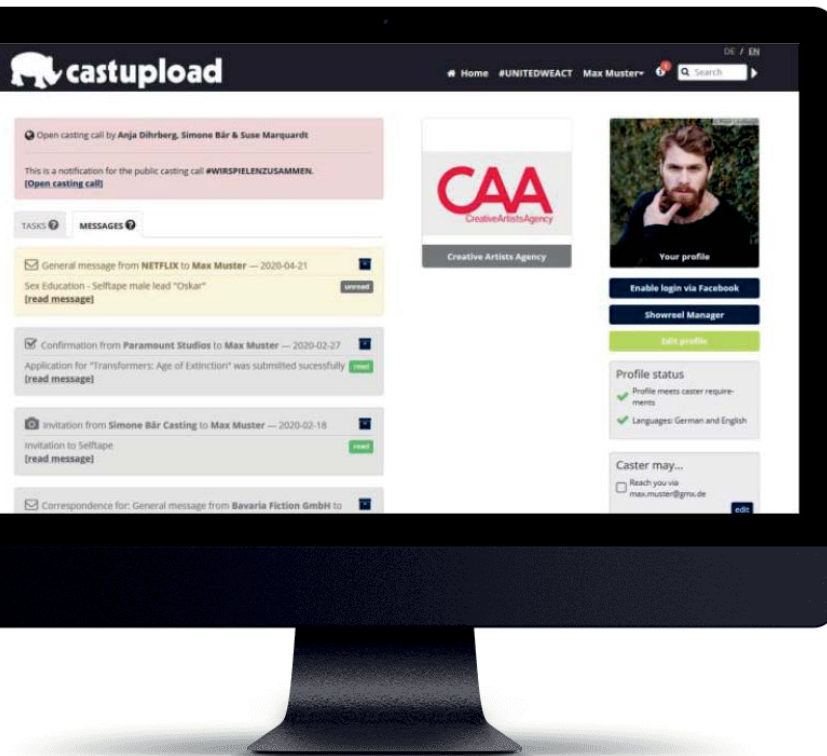


- after you have entered the minimum profile information the button “Request verification”
- ask us to verify your profile by clicking the button
- you will receive a email-notification as soon as your profile is verified

About the profile verification:

Castupload is free of charge - hence have a little patience. We or a Casting Director will look at the information you supplied and verify you ASAP.

STEP 7: CHECK YOUR DASHBOARD

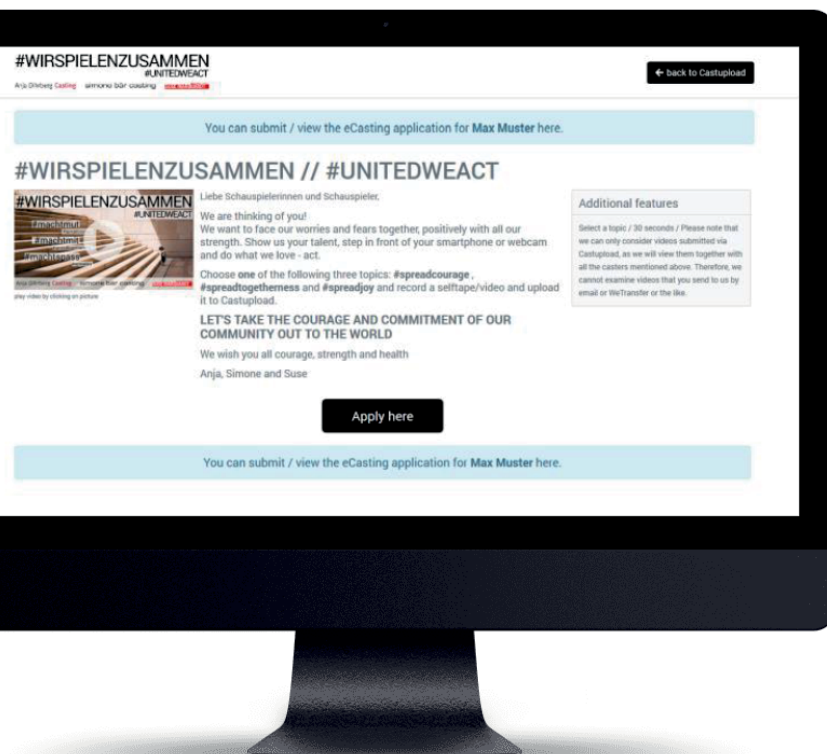


- after being verified you will see all messages and casting calls in your dashboard
- the call for #UNITEDWEACT will be present on top of all other notifications and highlighted in red
- click on the link "open casting call"

About casting calls in general:

Castupload does not include open breakdowns or general casting calls. You only receive a call if a Casting Director explicitly selected you for a role or wants you to audition. This limits the notifications you get and makes the calls you get much more likely to lead to a booking.

STEP 8: GETTING THE INFORMATION TO AUDITION

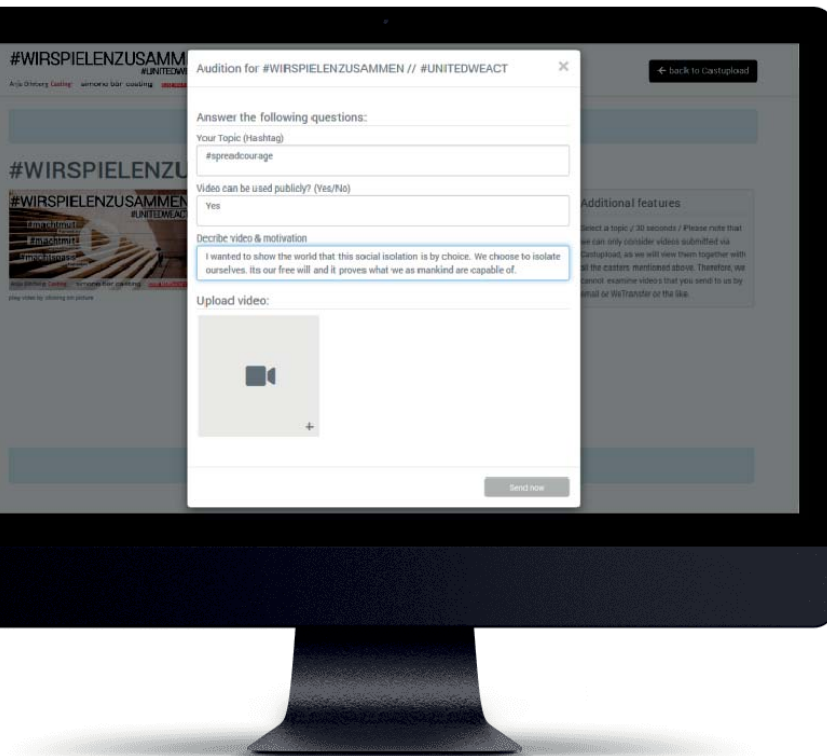


- after selecting the casting call you will be lead to the upload section in the system of the Casting Director
- here you find all information for the corresponding role
- also check the PDF download section for descriptions in other languages
- click on "Apply here" to open the upload

About the upload:

If you have an agency your agent can also use this upload link to upload your casting. To make sure the agent does not mistakenly upload the audition of a different client using your link your name is displayed on the upload page in the blue notification section. Make sure to only upload if your name is displayed here. Do not pass your link on to other actors.

STEP 9: UPLOADING YOUR CASTING



- a) every audition can consist of a short questioner, an upload of pictures and an upload of videos
- b) make sure to answer all questions
- c) after upload of videos and pictures you find the time to preview and them
- d) if you are happy with the information you uploaded click "Send now" – afterwards you can still view your casting but you can not make changes to it any more
- e) you receive a confirmation the moment your casting is uploaded (if you do not, your agent has set your account so messages go to the agency)

About uploads:

Best is to record directly in MP4. We recommend using h264 MP4 720p as a basic but other formats are allowed as well. A video of 3 minutes should not have a file size of more than 60 MB.